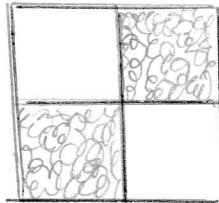


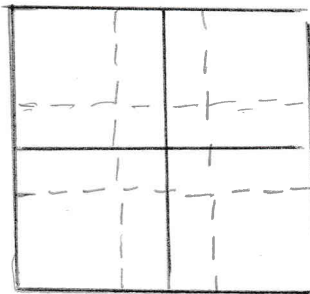
## Blue and Green, rearranged

needed: 2 blue (or green) solid or patterned, 4 3/4" squares  
2 white or white on white 4 3/4" squares

1. Using 1/4" seams, sew the blue (or green) squares with the white squares. Press.



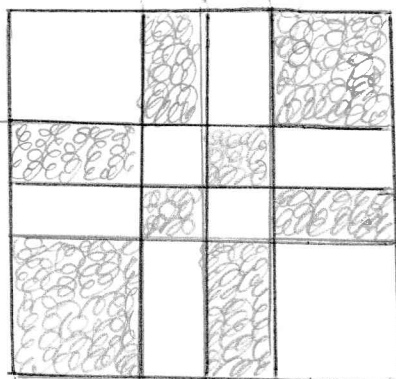
2. Draw a line 1 1/2" from the center seam in both directions -- across and up and down --



3. Cut along those lines.

4. Turn the 4 peripheral center blocks 180°.

5. Sew the parts together and you will have:



6. Do not trim edges.