



VILLAGE QUILTERS NEWSLETTER

January 2019

Next Meeting January 17th

Dear Village Quilters,
Happy 2019! Thanks to the good work and goodwill of all of us Village Quilters, our Holiday Party was a fun and snow-less day on December 20. We missed seeing a few of our members who were traveling or otherwise caught up with Life, but we hope to see you for our January meeting.

What are your plans for 2019? Are you looking forward to Winter?

Happily for us humans in 21st century America, (and unlike our resident backyard groundhog who is well underground by now) most of us have somewhat of a choice as to how we will be spending the colder months.

Are we migrators? (heading to Florida?)
Are we hibernators? (stocking up on food and sleeping away the dark days.) Or are we residents? Like the cardinals, deer and squirrels here in Maryland, are we hanging out and finding ways to stay warm and find food?

For me, I am very happy for a few quiet days after the holiday bustle. I am looking forward to pulling out my calendars (still paper) and penciling in some birthdays, some short trips, some visits from grandchildren, our Village Quilters meetings, the June Tea and our Bingo in October.

I am looking forward to pulling out my boxes of wool fabric and thinking about a table runner I might make for next Christmas. (Is this the year I finally make a tree skirt?)

Winter definitely gives us an excuse to investigate the concept of cozy. Is there a better time of year for hot cups of tea? Homemade soup? Mulling over seed catalogues? Catching up on some snail mail? Reading and/or Dozing by the fire?

Whatever your plans are for 2019, and whatever 2019 may bring us (we could use a little less rain), I wish you Peace and Happiness in the New Year.

Joan Morin, VQ President

WINNERS:

Name Badge – Jan Taylor
Fat quarter raffle – Kathy Fowler
BOM – Kathy Fowler
Raffles (earned \$203)
Baskets - Sharon Koscinski, Michele Elder, Chris Fittro
Cradle – Peggy Graff
Quilt Rack – Eloise Labram
Jacket – Stephanie Sanidas

SPRING RETREAT (Ocean City, MD)

Retreat balances are due to me the end of January. Thank you.

Cindy Reisberg

MEMBERSHIP

Thanks to everyone who picked up their membership cards and directories at the December meeting. I will have the remaining directories at the January meeting for pick up.

Linda Newsom

PROGRAMS

A GIANT Thank you to Donna Badgett and Dori Batavick for stepping up to take over the programs at VQ! They would welcome more members to their team so don't hesitate to volunteer to join the fun.

In January we will have multiple things going on! We will have our regular potluck lunch as well as the free table, show and tell, raffle baskets and Block of the Month. The actual program will be:

1. A brief presentation of "Tricks of the Trade" for quilters
2. A few demos including foundation paper piecing (Patty Wheeler); "Easy Modern Walking Foot Machine Quilting" (Stephanie Sanidas); Make your own "Fuzz Buster" for cleaning your machine - these are simple to make and work like a charm to clean the bobbin area of your machine! (Penny Clifton)
3. YARD SALE!!! Feel free to invite your friends to this meeting! We will waive the guest fee for shoppers.

Who is Coming to VQ?

February – Charity Sewing - Check with Stephanie Sanidas for details!

March – Jackie Kelso – Trunk Show

April – Linda Cooper – "My Quilting Life in Color and 3D"

Patty Wheeler

CHARITY GIVING

As always, the Christmas party was outstanding: the food, the fellowship, the right/left game (which I think we are improving playing). Thank you for supporting *Toys for Tots*.



When we meet for our first meeting in 2019, please remember to bring canned donations for the food bank. Let us all make generosity a goal in the new year. Blessings, Kay Worley

HOSPITALITY

Happy New Year! We certainly appreciate all the help we get in the kitchen and all the good food you bring to share. You all outdid yourself for our Christmas party! Sign up looks good though March, then we need help April and on, if you still need to sign up.

January Help

Morning set up 9 am - Sharon Koscinski, Jacque Formica

Lunchtime Help - Beth Bohac, Jan Taylor, Diana Gotsch, Pat Koutz

Clean up - Stephanie Sanidas, Patty Stenpeck, Dori

Tablecloths - Libbie Rollman

Sodas - 2 clear caffeine free - Dori

2 diet clear, caffeine free - NEED

SOMEONE

2 "real" cola - Stephanie Sanidas

2 diet cola - 1 caffeine free - Beth Bohac

Could someone from the above group bring the diet clear sodas?

Thanks, Joan Costello

PROJECT LINUS

At the December holiday meeting, we collected 4 finished quilts, 10 quilt tops, and batting for Project Linus. Thanks to Janet Elton for donating a TAPS quilt top with batting and backing. Special thanks to Mitzie Lepka, Cindy Hickman, Nancy Winchester, and Jacquie Formica for quilting and binding their donation quilts.

At our January meeting, I will be doing a demo of circular walking foot machine quilting. After you see the ease of this technique, you will want to take home a charity quilt and try it out. Or perhaps in February you can bring your sewing machine to our community service meeting to machine quilt or sew a charity quilt top. More details on our February meeting will be included in the next newsletter.

Stephanie Sanidas

SUNSHINE



Continue to contact me when you hear of members who could use “a bit of sunshine.”

Janet Ruehl

5-INCH SQUARE EXCHANGE

The 5 Inch Square Exchange will not be meeting in January because I plan to be in Hawaii for much of January, including the time of the meeting.

Kathy Appleton

BLOCK OF THE MONTH

Christmas Ornament Squares.

Nancy Winchester

Next Meeting is January 17 at 10 am

Things to bring might include:

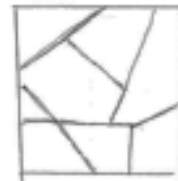
- ✓ Block of the Month
- ✓ Food (non-perishable) for Charity Giving
- ✓ Raffle Basket items for meeting
- ✓ Show and Tell items
- ✓ Library Books
- ✓ Luncheon contribution

JANUARY BLOCK OF THE MONTH

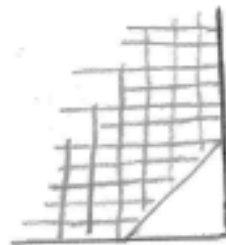
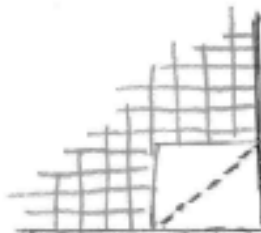
Christmas Ornament Squares

Needed: Christmas fabric or colorful fabric scraps,
some off-white fabric, small bit of grey fabric

1. From Christmas or other fabric cut out a $6\frac{1}{2}$ " square.
Or, make a $6\frac{1}{2}$ " square by using scrap fabrics.

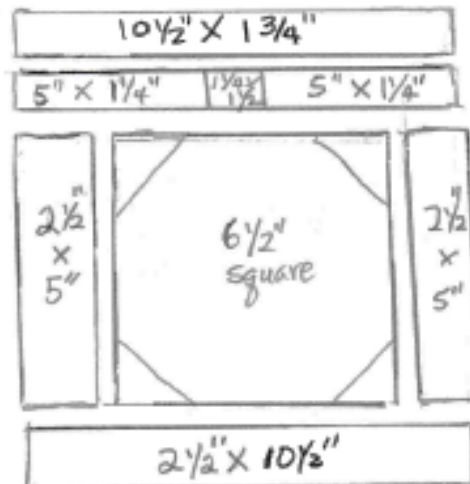


2. Lay 2" squares of off-white fabric on the 4 corners of the $6\frac{1}{2}$ " square and sew diagonally, as illustrated
Press seam open and trim backside.



3. Cut from off-white:
1 strip $2\frac{1}{2}$ " x $10\frac{1}{2}$ "
2 strips $1\frac{1}{4}$ " x 5"
1 strip $1\frac{3}{4}$ " x $10\frac{1}{2}$ "
2 strips $2\frac{1}{2}$ " x $6\frac{1}{2}$ "
and, from the grey,
 $1\frac{1}{4}$ " x $1\frac{1}{2}$ "

Then, lay out and sew,
as shown:



* $\frac{1}{4}$ " seams, always!