



VILLAGE QUILTERS NEWSLETTER

September 2019

Next Meeting September 19, 2019

2019 – 2020 VQ OFFICERS

- President: Rene Stiebing
- Vice President: Donna Shroff
- Secretary: Jane Stolte
- Treasurer: Sheri Thompson
- Programs: Donna Badgett and Dori Batavick

Dear Village Quilters,

Summer has flown by for sure, but I'm looking forward to the fall and some cooler weather. A change in season brings opportunities for a fresh start and new perspectives. I know I could use a fresh start, this summer I put enough miles on my seam ripper to earn myself a trip to Europe."



Whether your summer was easy going and laid back, or brimming with new experiences, I hope it was filled with those moments that make beautiful memories.

This year promises to be filled with opportunities to learn and share. Each member of Village Quilters brings special gifts and talents to the Guild. From new trends, techniques and fabrics to ever-important fundamentals and little known tips, there is an unlimited wealth of knowledge at our fingertips. We also have a variety of speakers, workshops, retreats, BINGO, fat quarter and basket raffles, flea market and charity sewing. These, as well as new and/or returning events will undoubtedly energize us and continue to fuel our creativity! And of course, we can't forget lunch.

So... Ladies, let's start our sewing machines!

Rene Stiebing, VQ President

PROGRAMS

Linda Poole, quilt artist, is the speaker for September. On the day before the meeting, Linda will be doing a workshop. Slots are still available. See the attached flyer.

Donna Badgett and Dori Batavick
Co-Program Chairs for VQ

BINGO – October 25, 2019

All Bingo donations must be delivered to Cindy Hickman at the September meeting. Please let me know ASAP if you are donating a quilt we still need a few. We need door prizes and raffle baskets. Please consider donating a basket. Thanks to all for your help and for your generosity. Call or see Cindy with any questions.



Please bring money for sold tickets to Cindy at the September meeting. You may keep unsold tickets so you can continue to sell them. All remaining money and tickets will be collected in October. Cindy still has plenty of tickets for sale so see her if you need more.

We could still use some kitchen volunteers for the night of the event.

Sign up sheets for the baked goods table will be out at the September and October meetings. Baked goods should be packaged in baggies or Saran Wrap in an amount that could be sold for 50 cents. If your item needs to be sold for more please let me know. Any items with nuts MUST be clearly labeled.

We hope to see most of you on the 25th! If you don't want to drive at night invite a friend who does!

Cindy Hickman 410-940-8730

HOSPITALITY

Welcome back from your summer fun. With the beginning of our new quilt year, we ask you to sign up to share kitchen duties to make our luncheons run smoothly.

There will be clipboards on a table near the free stuff for groups/ individuals to sign up for your choice of month and duty. Please fill out the schedule paper on the clipboard and the smaller slips with your assignment and month as your reminder. You will also be reminded in the newsletter. If something interferes with your schedule, please see if you can get a substitute and let Joan know.



JOBS:

- 2 people to label dishes, heating instructions, note allergens like shrimp, nuts
- 4 people for lunchtime help setting out food after the speaker
- 3 for clean up - begins after lunch, put out wrap and wash and put away silverware
- 1 person to take the tablecloths home and wash for the next meeting.

I will generally put the food in the oven so as not be too disruptive to our speakers. Helpers will join me in the kitchen after the speaker is finished their presentation. And the main group can socialize, buy raffle tickets, and hold specialty meetings while we put the food out.

Generally, the people within the month share bringing the sodas. If someone within your group is not able to do the more physical work, they could bring some soda. Four people will bring the sodas - 2 2Liters clear soda, caffeine free; 2 2L diet clear soda; 2 2L "real" cola; 2 2L diet cola, one caffeine free.

Thank you all so much for your assistance and cooperation - it is a big help for the entire group. You know how we like our shared meal! Sticky notes will be available to name dish, heating instructions, etc.

For SEPTEMBER'S MEETING we have only a few people signed up.

CHECK - IN: Norma Campbell, Kathy Muhly
LUNCHTIME HELPERS: 4 NEEDED

CLEAN-UP HELPERS: NEED 3

TABLECLOTHS: Catherine Wooten

Remember, those people signed up for the month, share the soda needs also.

- 2 2Liters clear, caffeine free soda need someone
- 2 2Liters diet clear soda - need someone
- 2 2Liters "real" cola - need someone
- 2 2Liters Diet cola, one caffeine free - need someone

Let me know if you want to sign up for any of these September jobs.

Joan Costello jcostello@umbc.edu

LIBRARY

As was decided last year we will be selling Village Quilter's library. There are twelve books still out in circulation (members who have them have been reminded via email) so please bring them back to the meeting in September. In October we will have the book sale. The old books will range from \$1-\$3. The new books that were purchased this past year will be half of the list price. Please bring money to the October meeting so all the books can be sold. Thank you.

Donna Shroff

SUNSHINE

Please remember to send me news of your friends in Village Quilters whom you know could use a bit of sunshine ☀ so I can send a card and alert our webmaster in order to send out a guild-wide message.

Janet Ruehl

PROJECT LINUS

I am looking forward to collecting Project Linus quilts sewn during the summer by our talented and generous Village Quilters. If you have items to donate to continue supporting Project Linus, please bring them to the meeting. I am also in need of quilters to assist with machine quilting Linus quilts. Charity quilts are a great way to practice and improve your machine quilting skills. Please let me know if you are interested. Thank You!



Stephanie Sanidas

RAFFLE BASKETS

Raffle baskets: Thank you guild members for bringing the enticing delightful sewing and quilting items towards our raffle baskets. Because of the generosity of our members and guests at the June Tea the guild raised \$202. The winners were: Robin Dodd, Beth Bohac, Michele Elder.

Our guild members have provided loads of quilting supplies and ufo's for monthly raffle baskets that appeal to the group. Please continue to bring in items you'd like to share and ultimately scale down your sewing room / surplus.

Janet Ruehl

5" SQUARE EXCHANGE

I hope everyone had a wonderful summer, and that you are ready for new adventures in quilting. September's squares to exchange are 2 sets of 10 squares relating to summer fun. New exchangers are always welcome, so come and join the group.

Kathy Appleton

PREGNANCY CENTER QUILTS

I am happy to report that, in June, Kathy Appleton delivered 25 baby quilts made by many of you to the Center for Pregnancy Concerns. I received a very nice thank you note:

"Dear Village Quilters, Thank you, thank you, once again for your beautiful quilts! You gave us so many we are able to share them with our other 3 centers. Your quilts will be a blessing to many babies. Thank you again for taking time out of your busy schedules to make your gorgeous quilts for our babies. Love & Hugs, Linda Gossman, Essex Center"

Daria Phair

CHARITY GIVING

What a long hot summer it has been--- but not too hot to sew. It will be good and timely to return to VQ in September. With the return of our meetings, please remember to bring your canned donations for the food bank. Summer time is a slow donation time; food banks are desperate for donations. Thank you for your generosity and see you soon!



Kay Worley

MEMBERSHIP

Hope everyone has had a wonderful summer.

During the June meeting and over the summer I have received about half of the membership renewals. Don't forget, our dues are an important part of monies we use to pay guild expenses such as rent, insurance, and speakers. It is so important for you to renew. A form is attached to the newsletter for your convenience. You can either mail it to me before the meeting or bring a check or cash with you. The sooner we get everyone in, the sooner we can update our directory.

Looking forward to seeing you at our September meeting!

Paulette Chellis
Membership Chair

FALL 2019 RETREAT

All balances of \$120 must be paid by the October meeting. (Cindy Hickman, your balance is \$90). All checks should be payable to Village Quilters.



I will be emailing the newsletter out in September with all the details. If you have any questions, please don't hesitate to email me at ladybug3157@gmail.com.


Sharon Coffman

SPRING 2020 RETREAT

Spaces are available the Spring 2020 Retreat. It's March 9 to March 12 at the Clarion in Ocean City, Maryland. The cost is \$325 a Triple, \$360 a Double and \$510 a Single. This includes three dinners, three breakfasts, and three lunches. It's a productive but relaxing and fun time with the ladies.

Deposits of \$100 are due to me by November 21. If you are interested or have any questions, give me a call.

Cindy Reisberg



QUILT SHOW AT SALEM LUTHERAN CHURCH

November 10, 2019 - January 5, 2020

URGENT! There is room for 5 more members to enter quilts in this exhibit. If you are interested, please see me at the September meeting. I will need the following information: name of the quilt, name of the quilter (if different from the piecer), the dimensions, a little description about it (similar to the captions you see at quilt shows), and the price (if you wish to sell your quilt). Each exhibitor will have to fill out a permission form. The quilt will need a hanging sleeve and quilt label on the back of the quilt. The quilts will be hung on 1/4 inch rods (supplied by the church). They hook into the metal "strings" that hang from the top of the wall. Larger quilts are draped over the rods.

Daria Phair

INSTRUCTOR OPPORTUNITY

For almost twenty years, there has been a small group of women in the Howard County region who have been giving quilting lessons to a group of women at the Patuxent Institution for Women on Route 175, east of Columbia. Virginia Fry, a past member of our group did this, and I am presently a member of this group. As some of our group are retiring, we are looking for "new blood". Typically, we each make a two hour visit with the Patuxent women, every other week. One must attend an orientation before being allowed into the facility as a volunteer, which is what we are called.

If you are interested in learning more about this volunteer job, please call me at your earliest opportunity. The process of joining our volunteer group is that one's name, address, etc. is passed on to the prison officer for volunteers, then an orientation must be attended. As there is an Orientation scheduled for the week of September 23-27 (I don't know which day, yet) we are eager to find new members as soon as possible. Thanks for your consideration.

Nancy Winchester, 301-490-7299

BUS TRIP to HOMETOWN GIRL QUILT EXHIBIT

Maryland Historical Society
Tuesday, November 12, 2019
Cost is \$40

Depart the ASC Travel Office at 9:15 am and Return at 3:15pm.
Lunch on your own within walking distance of the Historical Society
For this trip contact the ASC Travel Office at 410-887-1410



Mimi Dietrich's quilt exhibit opened on March 23 at the Maryland Historical Society and is there for a year. Details can be found at www.mdhs.org

SEPTEMBER BLOCK OF THE MONTH

Thank you to Sharon Koscinski and Nancy Winchester for doing such a wonderful job as BOM chairs. The task has passed onto me. With feedback from members, here is a new idea that will be implemented this year. All BOM's will be 12 1/2" unfinished. That way, you can make a block or two to enter into the BOM drawing and also piece blocks for your own sampler quilt, using your own color scheme.

The first BOM block is called The Crayon Box. You can find the directions on the last page of this newsletter and on the Village Quilters website, <http://villagequiltersmd.com/index.php/block-of-the-month>. If there is a block from the past you would like to see repeated, please let me know.

Remember, if you win the drawing in a particular month and make a finished quilt with the blocks within a year, your reward is a \$10 gift certificate to a quilt shop.


Let's have a spectacular year filled with hundreds of BLOCKS, BLOCKS, and MORE BLOCKS!

Daria Phair

THE CRAYON BOX

September 2019

Block Size: 12 1/2 inches (unfinished)



Sample block

School has started. When we were children, one of the items on the school supplies list was a box of crayons. For this block think of the primary (red, yellow, blue) and secondary (green, orange, purple) crayon colors.

Fabrics

Choose a white fabric (A) for the center square and three BRIGHT tone-on-tone or solid fabrics (B-G) from this list: red, yellow, blue, green, orange, purple. Any combination of three colors will do.

Cutting Directions

White (A) - Cut 1 square 4 1/2" x 4 1/2"

Color 1 - Cut a strip that is 2 1/2" x 22" and subcut as follows:

(B) Cut 2 rectangles 2 1/2" x 6 1/2"

(C) Cut 2 rectangles 2 1/2" x 4 1/2"

Color 2 - Cut a strip that is 2 1/2" x 22" and subcut as follows:

(D) Cut 2 rectangles 2 1/2" x 6 1/2"

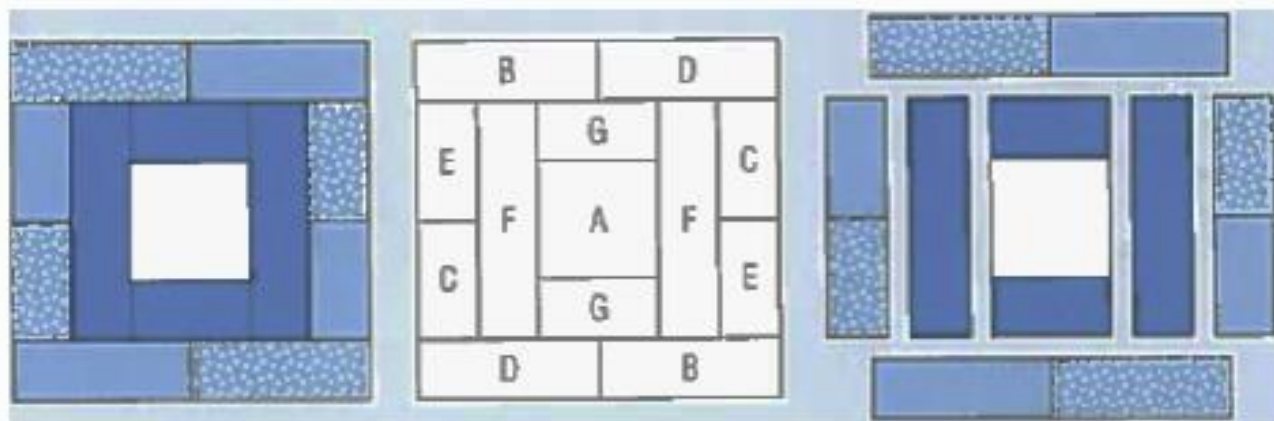
(E) Cut 2 rectangles 2 1/2" x 4 1/2"

Color 3 - Cut a strip that is 2 1/2" x 26" and subcut as follows:

(F) Cut 2 rectangles 2 1/2" x 8 1/2"

(G) Cut 2 rectangles 2 1/2" x 4 1/2"

Lay out the fabrics as shown in the middle picture below. Sew together as shown in the picture on the right. For the center square, press all seams to the dark fabric.



YOUR BLOCK SHOULD MEASURE 12 1/2" X 12 1/2". DO NOT TRIM IT!



VILLAGE QUILTERS Membership Form 2019-2020

Please fill out the form below and turn it in along with your check made payable to Village Quilters

Dues are \$30. If you do not pay your dues by the October meeting you will be considered a guest. Guests may attend two meetings, paying the required guest fee, and thereafter shall pay membership dues. (Bylaws, Article III)

If you want to be included in the new directory your dues must be paid by the October meeting. Membership cards will not be issued until we have this form and your payment.

Make checks payable to Village Quilters.

Send the form and your check to: Paulette Chellis, Membership
8428 Dogwood Road
Windsor Mill, MD 21244

Questions? Call 410-298-4512 or via Email: Chellis8428@comcast.net

Please contact me with any changes in your information throughout the year, or if you find an error in your information in the directory. Please remember to sign in at each meeting. Only paid up members can enter the name badge drawing – if you are wearing your name badge.

If your information has not changed from last year, fill in your name and check this box.

Name _____

Address _____

City, State, Zip _____

Phone _____ Email _____

Desired Newsletter Delivery U. S. mail Email Birthdate (mm/dd) _____

<input type="checkbox"/> Renewal
<input type="checkbox"/> New Membership

<p>MEMBERSHIP CHAIR USE ONLY:</p> <p>Date Paid _____</p> <p><input type="checkbox"/> Check Cash <input type="checkbox"/></p> <p>Check No. _____</p>	<p>Member has received:</p> <p><input type="checkbox"/> Membership Card & Pin</p> <p><input type="checkbox"/> Name Badge</p> <p><input type="checkbox"/> Welcome Letter & Directory</p> <p><input type="checkbox"/> Picture taken for directory</p>
--	---

**THE VILLAGE QUILTERS GUILD IS PROUD TO ANNOUNCE A
SPECIAL WORKSHOP on
WEDNESDAY, SEPTEMBER 18, 2019 from 9 AM to 4 PM**



Linda Poole, quilt artist, will be coming to the Village Quilters Guild of Catonsville, MD in September for a special offering of her new *Acorn Wreath* workshop. She will teach us to paint and blend colors with Ink Pencils and Liquid Inks using her signature dotting technique to add shading and doodling to make each project a one of a kind masterpiece.

Linda will provide each participant with a kit (cost \$35, payable to Linda at the time of the class) containing the art supplies needed to complete the workshop. The cost of the class itself is \$35, payable to the *Village Quilters of Catonsville* with your reservation. To register for this workshop please send a check and include your phone number to: Doris Batavick, 983 Hazeldyne Court, Westminster, MD 21157



Visit Linda's website at <http://www.lindampoole.com> in order to see detailed information about the additional supplies you will need to bring with you as well as a list of items included in the class kit. Click on the Classes heading and go to Acorn Wreath. See list below.

We hope you will join us for this very special opportunity to learn from an amazing quilt artist!

The class will be held at The Lodge, 2832 Nine Mile Circle, Catonsville, MD 21228. Questions may be emailed to Donna Badgett at obquilter@yahoo.com or Doris Batavick at doribata@gmail.com, Program Co-Chairs for Village Quilters of Catonsville.

Linda Poole Kit contains:

- Master Pattern
- Color Photographic Instructions
- Assortment of mini Ink Pencils
- Liquid Ink
- Textile Medium
- Paintbrushes
- Fabric marker
- Water Soluble glue stick
- Kosheki Toothpicks
- Paint cups
- Uncoated paper plate
- Freezer paper
- Paper towels
- Design drawn on Prepared for Dye cotton fabric
- Background Circle drawn on water soluble applique stabilizer
- Baby wipes (unscented)

***** Linda does a lot of the prep work for you**

Linda Poole Supplies Needed: What you need to bring!

Supply List

- Non-corrugated 10" x 10" cardboard, foam core or poster board
- Pre-moistened washcloth inside a baggie to keep fingers clean
- 6 Paper towels
- Pencil Sharpener
- Plastic container for water to clean brushes
- Fabric Scissors
- Wear your old clothes